
August 29th



The Pastor's Child

Featuring: Abigail Behrens (Page 5)

Written and edited by the Dunlop Kids



Also includes:

1. Axolotl Journal: Part 3 (Pg. 2)
2. How Potato Chips Are Made (Pg. 3)
3. Short Story: the Ant Series (Pg. 8)
4. Fun Activities (Pg. 9)
5. Assyria (Pg. 12)
6. The Toy Review Series (Pg. 14)
7. The Squirrel Series (Pg. 16)
8. Kids Section (Pg. 18)

And more!

Axolotl Journal: Part 3

On our third journey to study the amazing Axolotl, we noticed some very cool adaptations that are unique to the Axolotl. The first thing we noticed about the Axolotl is that their gills are on the outside of their bodies! The Axolotl's gills grow near the bottom of their heads, and they look like a lion's mane, or like three little trees' growing on each side of their skull. This is very cool, and makes them look awesome.


The second adaptation that we observed is that these creatures are just big babies. The Axolotl appears to be a creature that suffers from neoteny, which means that they live their whole lives in their baby, or larval form. They get bigger, but rarely go through metamorphosis to finish their transformation. On some very rare occasions, we have seen some Axolotl go through metamorphosis, and when this happens, they become a Mexican salamander. It is really a very cool thing that they can stay in their larval form their whole lives, because they can get to be about 12 inches long, and live for 15 years. They really are big babies.

The final adaptation that we have seen on this trip is something that would be a very handy skill to have. The Axolotl can grow back body parts. We mentioned in our last journal that we have seen Axolotl snacking on each other, and what is amazing is that the Axolotl can grow back their limbs, gills or tail if they get bitten off, damaged, or lost. Can you imagine how awesome it would be if we could do this? It would be amazing if people could regrow lost or damaged limbs - these are such cool creatures!

By Bronwyn Plant, Journalist for the Pastor's Child Magazine



Bronwyn Plant is a journalist for the Pastor's Child Magazine and is in the 5th grade. She is homeschooled. She is 10 years old.



What's up? News for kids

Conference:

Thank you to everyone who came to the conference! Here are some things that you should know if you are a journalist and missed the conference:

1. Jobs were given to all attendees at the conference based on article ideas that we brainstormed. If you have any article ideas or would like to see if there are any jobs you can do, feel free to email us or talk to us after church.
2. If you do not have a bio for the magazine, please go to avatarmaker.com and send us a downloaded picture that you created along with three things that you enjoy doing, your age, your grade, and what school you attend.

How Potato Chips Are Made: A LEGO

Narration

When you bite into a crunchy, seasoned, yummy potato chip, do you ever wonder how it is made? How do potato chips turn from dirty, brown potatoes into crispy, golden chips?

Here's how:



Step 1: Peeling and Cleaning

To be peeled and cleaned, potatoes are dumped (1) into a large container (2) which is supplied with water by a hose (3). Using friction from the water and the potatoes rubbing up against each other, the potatoes are peeled and their skins are washed away by the water.

Yes, Bloppy, Don't look so dumbfounded, it's a *human*, a huuuuuuuummmmaaaaaann

Wha?



Step 2: Slicing

The peeled potatoes are then rolled along a conveyor belt (1) until they get dumped into the slicing machine (2). The slicing machine pushes the potatoes through sharp blades (3) so as to cut them into potato chip-size pieces.




Step 3: Frying and Inspecting

The potato pieces are sent along another conveyor belt (1) which dumps them into a big vat of oil (2). A worker moves the pieces around the vat to get them fried completely (3) and when they are ready, he pushes them onto a third conveyor belt. Another worker picks out bad chips which are deformed or stuck together (4) and puts them into a bin. At the Route 11 potato chip factory, these bad chips are fed to cows at a nearby farm.



Step 4: Seasoning and Bagging

The potato chips continue traveling on a conveyor belt until they get to a third worker (1). This worker fills a cup with seasoning from a big bin and then dumps it onto the chips. After being seasoned, the potato chips fall into a bagging machine (2). The bagging machine measures the chips by weight and dumps certain amounts down a tube (3). This tube is surrounded by potato chip bags. When the chips fall down the tube, they fall into a bag, which is sealed by a machine (4). The bagged potato chips then go along a fourth conveyor belt where a fourth worker (5) places them into boxes to be shipped all over the world.



Sources Cited:

Unknown, How Are Potatoes Commercially Washed And Peeled, Longer Food Machinery, 1/9/2019, <http://www.fruitmaking.com/blog/potatoes-washed-and-peeled.html>

Unknown, Potato Cutting In All Shapes And Sizes, Urschel, Undated, <https://www.urschel.com/potatoprocessors.html>

The Route 11 Potato Chip Factory (I went there in person!)

By CJ Dunlop, Editor in Chief of the Pastor's Child Magazine



CJ Dunlop is the Editor in Chief of the Pastor's Child Magazine and is a rising 8th grader at DC International School in Takoma, DC. He is 13 years old and likes to swim, play the piano, and unicycle.

Exclusive interview with Abigail

Behrens

Here is Abigail Behrens with an awesome interview this week! Read on!

This interview has been edited for clarity.

Reporter: Hi Abigail, and thanks for being interviewed for the Pastor's Child Magazine. So, all interviewees, or almost all of them, get three questions. Our first question for you today is:
What is it like living close to the church but not actually on church property? Do you feel like it would be just as easy to make friends who live at the church if you lived there, or do you think it's easy to make friends with people who live there because you live pretty close?



Abigail: I think it's easier to make friends who don't live at the church because I don't go to church that much (inaudible).

Reporter: Yeah, that makes sense, because if you don't walk over all the time, then it's harder to make friends with people who live there. So, our second question is:
What is it like being the only one in the family who goes to elementary school, now that your brother is starting middle school?

Abigail: I don't know, but I think it's going to be fun because, so everyone's like, you're not- When I usually have siblings at school, people will say: "oh, hi, you're John's little sister" or "Will's little sister".


Reporter: But now you don't have John or Will, so people won't say that.

Abigail: Yeah, so people actually call me by my normal name now.

Reporter: Do you feel like when you have a problem you can't really go to your siblings, or do you think that you didn't used to go to your siblings you had a problem?

Abigail: I don't go. Not really. The teachers wouldn't let me.

Reporter: So, our last question is:
Many readers are homeschooled or go to private school. As a kid who goes to Public School, what is Public School like?



Abigail: Well, it's like when people ask what school you go to, and you tell them and they're always like: "I know what that school is". It's really not that special. It's kinda boring actually.

Reporter: If you were able to, would you do homeschooling or go to a private school?

Abigail: I would do homeschooling, because usually when you go to a private school, you have summer work. Like, lots of it. Like my sister does. And it's easier, because you get more help.

Reporter: *gets hit by a soccer ball in the head*

Abigail: What would you say, this is a very odd interview.

Reporter: Yeah, we keep being interrupted.


So that was it. That was the last question for today. Thanks for being interviewed, Abigail.

Abigail: Thank you.

Sorry. The video is not available this week. Anyway, there is loud construction in the background of the video, so you wouldn't be able to hear much of the talking.

Reporter: CJ Dunlop, Editor in Chief of the Pastor's Child Magazine

Camermen: Chair and Table



Short Story: the Ant Series. A Flaw In The Plan.

As more and more information poured into headquarters, high ranking officers in the Red Ant military began training another team of spies. This team would go into enemy territory one by one, until all 10 of the spies were safely on the ground. Then, they would meet up at a designated point in a bar outside A-salt. On the first day of the launch, officer George B. McAnt climbed into the basket. He strapped himself to his mattress, and with a whoosh and a twang, was launched into the air. The catapult bended back, and the laborers hastened to prepare it for another launch. That afternoon, lieutenant Mike R. Antzana climbed into the catapult basket. With another whoosh and twang, strapped to his mattress, he flew through the air, sailing into Black Ant territory. The laborers quickly prepared the catapult for a third launch, then went home for the evening. The remaining 8 spies settled in for the night.

The next day, lieutenant James Q. Anter climbed into the basket with his mattress, and in a few moments was flying through the air. That afternoon, he was followed by his brother Ryan F. Anter, who launched without a problem. The laborers hurried to prepare the catapult, then left for a second evening. So far, the launches had all gone smoothly.

The third day, laborers hurried to the launch site at around 8 am, and by 9:30 the catapult was ready. The great arm was cranked back, and corporal Fred N. Antina

climbed into the basket with a mattress strapped to his back. With not a problem at all, the great arm of the catapult was let loose with a twang, and corporal Antina was airborne. It would be a one minute flight.

Soaring over trees and trails, Fred N. Antina locked his eyes on his landing spot, a small clearing about 50 meters away. Now 40. Now 30. 25. 20-

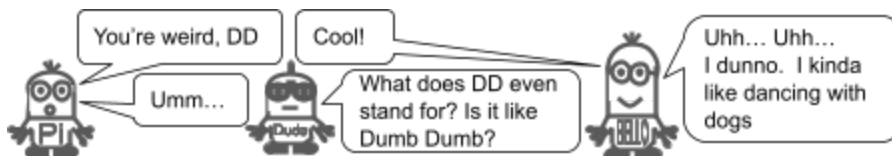
Antina noticed a wooden rocket shoot up through the air at him. It grew closer and closer, almost as if it was trailing him. The missile whistled through the air, coming closer and closer, until it punctured Antina's mattress, knocking him towards the ground. Spiraling down, Antina saw a large crowd of Black Ants. Then he saw a strange wooden catapult. Then he saw a net. And then everything turned black.

Fred N. Antina woke up in a dark room, chained to a chair. He looked around him. A small, dim light hung from a low dirt ceiling, illuminating a cell-like room with a table and two chairs. A half-hidden figure sat across the table, holding a notebook and a pen. A brown hat obscured his face. "Welcome to the Root, Red Ant," the mysterious figure said. "We have some questions for you."

By CJ Dunlop, Editor in Chief of the Pastor's Child Magazine



CJ Dunlop is the Editor in Chief of the Pastor's Child Magazine and is a rising 8th grader at DC International School in Takoma, DC. He is 13 years old and likes to swim, play the piano, and unicycle.



Fun Activities

Silly Forest Animals

GNAT NAP AID
WE ROPE DOCK
ROB NEW BAR
I ROW BALD
BE LAB RACK
CUP IN ROPE
LOG RAIL
ECO TOY
RED BAG
TRY ELF TUB

Picture Bank



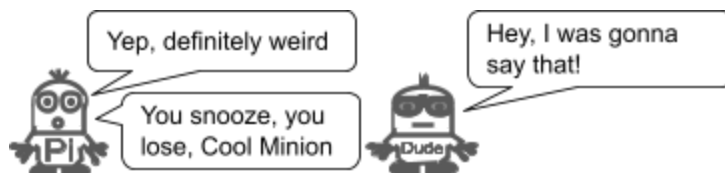
Rules

Each of the silly phrases above is the name of an animal in the picture bank (and word bank) scrambled. Remove all the spaces inside the phrases and then unscramble them!

Note: you might have to add some spaces, too!

Word Bank (OPTIONAL)

BADGER, BLACK BEAR, BROWN BEAR, BUTTERFLY, COYOTE, GIANT PANDA, GORILLA, PORCUPINE, WILD BOAR, WOODPECKER




Olympics Word Search!

R	H	D	G	N	I	L	T	S	E	R	W	N
S	U	R	F	I	N	G	T	X	V	Y	O	W
T	K	A	R	A	T	E	G	B	Q	L	J	F
R	M	A	R	A	T	H	O	N	H	G	P	R
A	O	X	T	C	S	A	U	T	S	N	E	Q
M	L	E	A	E	I	P	A	H	L	O	N	C
P	O	N	E	O	B	I	O	C	U	P	T	L
O	P	I	K	Z	R	O	W	I	N	G	A	I
L	R	N	W	T	T	U	A	T	J	N	T	M
I	E	O	O	I	D	G	G	R	A	I	H	B
N	T	E	N	N	I	S	M	B	D	P	L	I
E	A	G	D	Y	L	K	K	W	Y	I	O	N
S	W	P	O	M	E	S	A	I	L	I	N	G
W	E	I	G	H	T	L	I	F	T	I	N	G

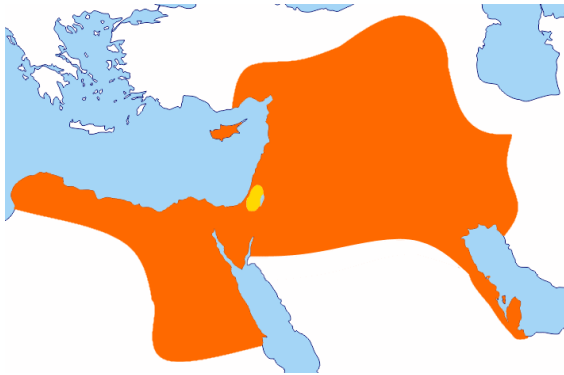
Word Bank:

Karate Marathon Pentathlon Rowing Rugby Sailing
 Shooting Climbing Skateboarding Surfing Ping Pong Taekwondo
 Tennis Trampoline Triathlon Water Polo Weightlifting Wrestling



Assyria

Ancient Biblical Kingdoms: For Kids!



The Assyrian empire was a collection of many city states which ruled much of the Middle East through warfare and innovation. It began in a city called Ashur in the Late Bronze Age (1600-1200 BC). Ashur was a major regional power, and started off as a city state in the second millennium BC. Ashur grew in power in the early first

millennium BC under powerful rulers and became one of the world's first empires.

Assyria was located in northern Mesopotamia and covered much of modern-day Iraq, Iran, Kuwait, Syria, Lebanon, Israel, and Turkey. As a city-state, Assyria underwent many changes, including falling to the Babylonian empire and the Mittanis. Unlike other city states, though, through technological advances in warfare Assyria managed to maintain its land for a long period of time while other states and empires rose and fell. When a group called the Hittites




rose to power and overthrew the Mittanis, the region fell into war and chaos. Assyria took advantage of this and a new series of Assyrian kings, beginning with Adad Nirari II, expanded into a huge empire.

The Assyrians took over enemy cities one by one, gradually expanding. This is because while other empires came and went, the Assyrians had developed technological advances in warfare that other states didn't have. For example, the Assyrians had iron weapons and



Don't you like him? His name is MI 139144



Well, um, he had a, um, good vibe

iron armor for many of their soldiers. They also had a separate engineering unit which would set up ladders and ramps, fill in moats, dig tunnels, and do many other things to give the Assyrian soldiers an advantage. Thirdly, the Assyrians were the first to build chariots, which allowed them to have more protection on the battlefield. Through these technological advancements, the Assyrians were able to go on the offensive and attack their enemies for the first time, leading to the expansion of their empire.



After maintaining power for hundreds of years, the Assyrian empire became too large to maintain and collapsed. But, even after its fall, the Assyrian empire's legacy left a huge influence on society.

Sources cited:

Feldman, Marian H, The rise and fall of the Assyrian Empire, TED-Ed, 4/24/2018,

<https://www.youtube.com/watch?v=7pa54hWROpQ>

Unknown, Assyrian Empire, National Geographic, Undated,

<https://www.nationalgeographic.org/encyclopedia/assyrian-empire/>

By CJ Dunlop, Editor in Chief of the Pastor's Child Magazine



CJ Dunlop is the Editor in Chief of the Pastor's Child Magazine and is a rising 8th grader at DC International School in Takoma, DC. He is 13 years old and likes to swim, play the piano, and unicycle.

Competition!

Submit a joke to us at thepastorschild@gmail.com for a chance to be interviewed next week! To be interviewed, please submit your joke by Sunday, September 5th. If no one submits by that date, we will find someone else to be interviewed.

Speaking of jokes, shoutout to whoever has been writing jokes in the church parking lot! Those jokes are very funny.

Not as good as those Assyrians, though.



What? You like that simple, ancient technology more than the awesome, sophisticated technology of today?



The Toy Review Series: The Awesomeness of KEVA Contraptions

If you've ever bought the toy 'contraptions', made by KEVA, you have probably discovered that Contraptions are an awesome, multi use toy. Although contraptions advertise one use, they are much more amazing than they may seem at first. Here are three uses for contraptions that make them so awesome:

1. Ball rolling

This is the use that contraptions are meant for. If you buy a set of contraptions, you will most likely have directions for how to use your wood planks to make tracks for your KEVA balls to run down. Some things that you can make with the instructions are the 'Shooting Gallery', 'Turbine', and 'Step Curve'. But, one cool thing about Contraptions is that you can use your own creativity to create your own tracks to roll your ball.

2. Building


This is a use not advertised by KEVA. Using your Contraptions as blocks, it is possible to make many cool structures. I myself have made ships, houses, trains, castles, fortresses, and even battlefields for toy soldiers! The steadiness and balanceability of Contraptions allows you to try out many cool engineering techniques, though the limited size of the blocks keeps you from doing a few things. However, I personally enjoy the limits of Contraptions, as in my opinion it's nice to have a challenge.

3. Machines

Building simple machines with Contraptions can be a bit tricky, but it can be fun. One thing you could try making with Contraptions is a Rube-Goldberg machine. That's a machine which goes through an intricate process just to do a simple task. You can use Contraptions as dominoes, catapults, and tracks for KEVA balls like mentioned in use 1.

My favorite machine that I have made is a catapult. There is a real Contraption catapult set, but I make a simple catapult with three planks by placing one plank on top of another, perpendicular to each other with the middles lining up. I place the third plank on the end of one side of the top plank, parallel to the bottom plank. To launch, I bang with my fist on the side of the top plank without the third plank on it. The third plank will launch in the air!

Come on, Nerdy Minion. Not everyone likes all things complicated. Some of us enjoy the simple aspects of life.



Well, um, I guess that's true.



So, those are three reasons why Contraptions are awesome! Just so you know, I have not been paid by the Contraption people to say this, but I think that Contraptions are a pretty awesome toy to get. Actually, as I look over the laptop that I am writing with, I can see a bin of Contraptions out on the ground! Hopefully if you have Contraptions, you have some new ways to try them out, and if you don't, you have a good gift idea or request!

Source Cited:

Johnson, Heather, KEVA Contraptions 50 Plank Set Review: Courtesy of The School Shop, Parenting Patch, 8/23/15,

<https://parentingpatch.com/keva-contraptions-50-plank-set-review-courtesy-of-the-school-shop/>

By CJ Dunlop, Editor in Chief of the Pastor's Child Magazine



CJ Dunlop is the Editor in Chief of the Pastor's Child Magazine and is a rising 8th grader at DC International School in Takoma, DC. He is 13 years old and likes to swim, play the piano, and unicycle.

Verse of the Day: Philippians 4:6-7

Do not be anxious about anything, but in everything by prayer and supplication with thanksgiving let your requests be made known to God. And the peace of God, which surpasses all understanding, will guard your hearts and your minds in Christ Jesus.

Issue 18 Winners

Footnote Comics Competition:

The winner is... Ruben Oliveira! Ruben submitted Rockstar minion and received his special prize. See his drawing of Rockstar minion in the August Special Edition. Rockstar minion is yet to be created for the footnote comics



The Squirrel Series 2: The Nutpocalypse

Based on a true story

It was still winter. February to be exact. I was on my way to the boy's building. As usual the boy came out and fed me by his hand. When I was leaving I heard his mom yell,

"Tiago!" She said more than that but I couldn't understand the other words. I left thinking about the boy's name. Tiago. What could that mean? I shrugged it off. I continued along when I saw another squirrel. An enemy squirrel. She attacked. I ran off, but then realized I was being a coward. I turned back and attacked the squirrel. We fought for a long time but she finally won. She dragged me to her home. That was the last thing I saw as I went unconscious.




I woke up. Tired, hungry, and thirsty. I looked around at my surroundings. It was a strange, but comfy place. I wondered where I was. I looked around again. I saw about 3 squirrels surrounding me. I groaned. The squirrels frowned as if they cared that I was discontent.

The female squirrel told me to stand by using sign language.

"Get up," She signed. "We don't have much time."

"Why," I asked.



"Because," she replied, "Today starts the nutpocalipse."



I was stunned and full of questions. What was the Nutpocalipse? Who were these squirrels? Why did they need me? And WHY WAS I SO HUNGRY????!! I couldn't say all my questions but I could start with one.

"Where am I?" I signed. "And why do you need me?"

The squirrel sighed, *"We don't need **you**, we need your food."*

To be continued...

By Tiago Oliveira, Journalist for the Pastor's Child Magazine




Tiago Oliveira is the Journalist in Chief of the Pastor's Child Magazine and is in the 7th grade. He is homeschooled. He is 12 years old, and likes to read, write articles for the Pastor's Child Magazine, and do other boring stuff that no one else does (he actually told us that).

KIDS Section:

For KIDS 8 or younger

Hi all kids out there! I'm Carissa, and today we are going to talk about





harbor seals. Seals love to be in the water but they also love to sun themselves on land. Today this article will be divided into two sections. The first section is smooth by sea. The second section is sliding on land.


1. Smooth by sea. Seals love to be in the sea. They can dive under the water for 40 minutes to eat their favourite foods: sole flounder cod and octopus. When seals dive they can slow their hearts to conserve



oxygen, allowing them to dive up to 1,500 feet deep. I watched a video of seals jumping. It was on the show Taronga zoo on Disney plus. It shows the seals tucking in their front flippers and

using their back flippers. The seal did it about five times in a row. Now you are an expert on seals in the water, so now we are moving into our second section: sliding on land.

2. Sliding on land. According to the National Geographic book *Beneath the Waves*. Seal flippers have not adapted to the ground so they have to slide on their bellies when they're on land. Did you



know that seals are mammals and can be on the land, but choose to spend half of their life in the water? They breathe air through their mouth and nose like humans, and they LOVE to sunbathe on rocks.



We are done for today, so I will end with a few fun facts.

1. Seals share their ancestry with dogs.
2. You can tell a seal apart from sea lions because seals have holes



for ears and sea lions have flaps.


3. Seal pups are ready to swim and dive only a few hours after birth.
4. When seals are born they are extroverts but as they get older they become introverts.

We are done for now but see you next week!

By Carissa Dunlop, Journalist for the Pastor's Child Magazine



Carissa Dunlop is the Co-Editor of the Pastor's Child Magazine and is a 4th grader at Washington Yuying Public Charter School. She is 9 years old and likes to swim, play the violin, and run.





The Pastor's Child Issue 19. Issue 20 coming out in two Sundays.

Remember: Church at 10:30 AM in the church building (525 A St NE).
Prayer Service on Zoom or at church at 5:00 pm.

Thanks for reading!

The Pastor's Child

CJ Dunlop — Editor in Chief

Lucas Dunlop—Editor

Carissa Dunlop — Co-Editor

Tiago Oliveira — Chief Journalist

Bronwyn Plant — Featured Journalist

Contact us at thepastorschild@gmail.com or visit our website at

thepastorschild.weebly.com
